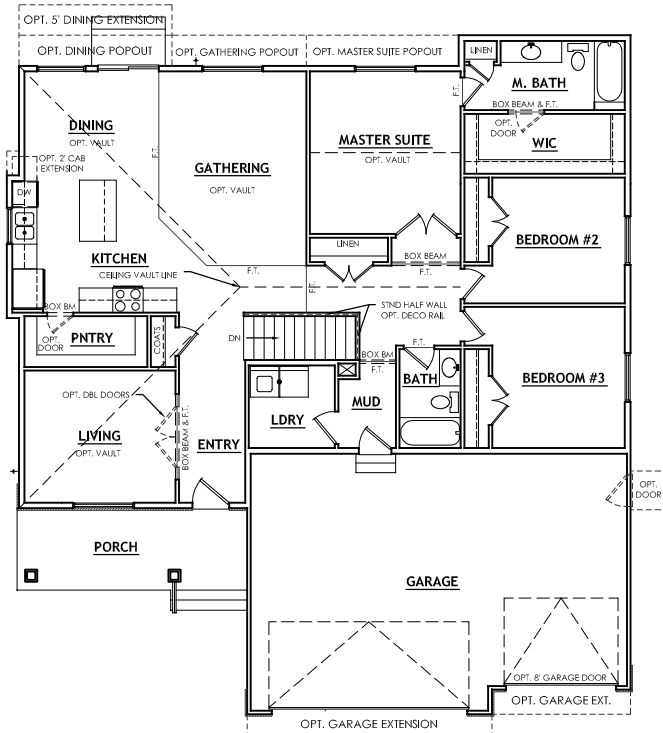


MORGAN CRAFTSMAN - BASEMENT - 2020

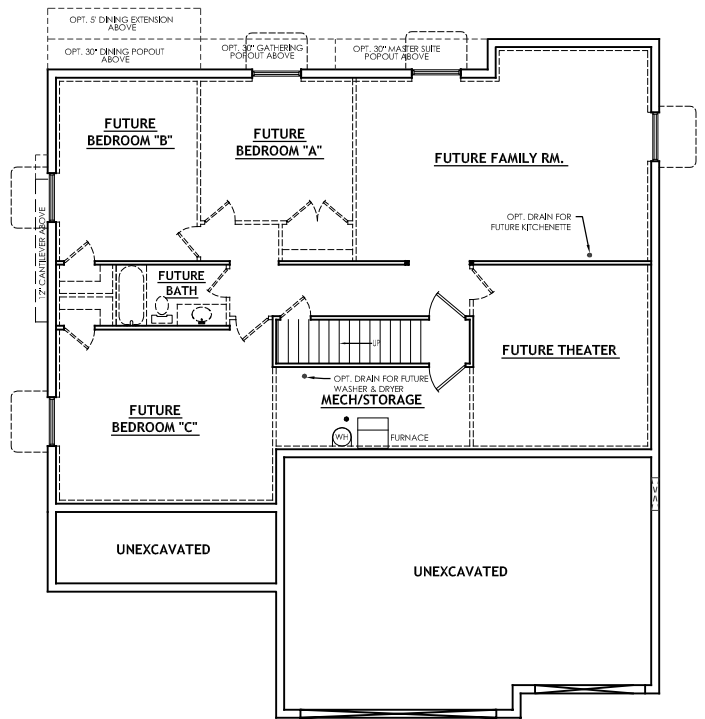
SQUARE FOOTAGE TOTAL: 3,418 • FINISHED: 1,709 • UNFINISHED: 1,709
 DIMENSION WIDTH 51'-0" • DEPTH 55'-0"



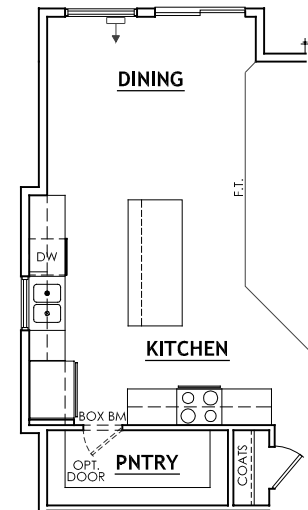
FRONT ELEVATION



MAIN LEVEL (OPT. 9'-0" CEILINGS)



UNFINISHED BASEMENT (OPT. 9'-0" WALLS)



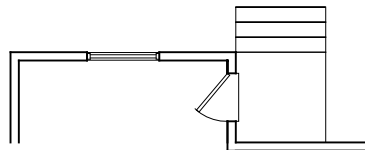
OPT. KITCHEN UPGRADE



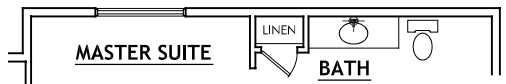
OPT. DINING POPOUT



OPT. GATHERING POPOUT



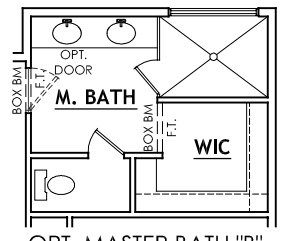
OPT. DINING EXTENSION



OPT. MASTER SUITE POPOUT



OPT. MASTER BATH "A"



OPT. MASTER BATH "B"